

Nikon

COOLPIX 2000

DIGITAL CAMERA



SHOOT



The COOLPIX 2000 really simplifies digital photography. Even if you've never used a digital camera before, you can get great pictures straight away. Just point and shoot.

DELIGHT



With its high-quality 3x Zoom-Nikkor lens and faithful colour reproduction, the COOLPIX 2000 delivers results that'll have you smiling.

CONNECT



A simple connection is all it takes to send images to your computer for storage, Web-posting and more.

E-MAIL



Want to e-mail the image you took? It's no problem — the COOLPIX 2000 makes sharing your smiles easy too.

PRINT



Creating high-quality printouts of your shots is another great digital advantage of the COOLPIX 2000. Printing the images yourself adds to the enjoyment.

ENJOY



Sit back, relax and share the fun with everyone by viewing your images on a TV monitor. Just hook up the video cable and you're set.

COOLPIX 2000 makes it all so easy.

Nikon Digital Camera COOLPIX 2000 Specifications

Type: Digital camera E2000
Effective pixels: 2.0 million
CCD: 1/2.7-in. type (total pixel approx. 2.11 million)
Image size: Selectable from: 1,632 (1,632 x 1,224 pixels), 1,024 (1,024 x 768 pixels), 640 (640 x 480 pixels)
Image quality (approx.): Fine: 1/4, Normal: 1/8, Basic: 1/16
Lens: 3x Zoom Nikkor; f=5.8-17.4mm (135 format equivalent to 38 - 114mm); Digital zoom: up to 2.5x
LCD monitor: 1.5-in.; approx. 110,000-dot, low-temp. polysilicon TFT LCD with brightness adjustment
Storage media: CompactFlash™ (CF) Card Type I
Shooting modes: Auto, Scene (Portrait, Party/Indoor, Night Portrait, Beach/Snow, Back Light), Movie (up to 20 sec. of QVGA frames at 15fps)
Shooting menu: Image Quality, Image Size, White Balance, Exposure Metering, Continuous, Best-Shot Selector, Exposure Compensation, Image Sharpening
Capture modes: Single, Continuous, Multi-shot 16 (16 frames)
Number of frames with 8MB CF Card: Fine: approx. 8; Normal: approx. 16; Basic: approx. 39
Interface: USB 1.1
Built-in Speedlight: Shooting range: approx. 0.4 - 2.7 m (W), approx. 0.4 - 1.3m (T); Sensor flash system; Flash modes: Auto, Red-Eye Reduction, Anytime Flash, Flash Cancel, Slow Sync
Power requirements: Four LR6 (AA-size alkaline), Ni-MH or NiCd batteries, AC Adaptor EH-53 (optional)
Dimensions (WxHxD): Approx. 108 x 69 x 38mm
Weight: Approx. 190g (without batteries and CF card)
Supplied accessories: Strap, 8MB CF card, Video cable, USB cable, Four LR6 (AA-size alkaline) batteries, Nikon View 5 (COOLPIX) CD-ROM
Optional accessories: AC Adaptor EH-53, Various size CompactFlash™ cards, Soft Carrying Case CS-CP12, LCD Hood HL-CP11

Nikon View 5 System Requirements

Macintosh

OS Mac® OS 9.0 – 9.2 (only built-in USB ports are supported), Mac® OS X (10.1.2 or later)

Models iMac™, iMac™ DV, Power Macintosh® G3 (Blue/White), Power Mac™ G4 or later, iBook™, PowerBook® G3 or later (only built-in USB ports supported)

RAM 32MB (64MB or more recommended)

Hard disk 25MB required for installation, with additional free disk space of 10MB plus double the capacity of camera memory card available on start-up disk when Nikon View 5 is running

Display 800 x 600 or better with thousands of colours (millions of colours recommended)

Others CD-ROM drive required for installation

Windows

OS Windows® 98SE (pre-installed model), Windows® Me (pre-installed model), Windows® 2000 (pre-installed model), Windows® XP (Home & Professional)

Models Only models with built-in USB ports supported

CPU 300MHz Pentium® or later

RAM 64MB (128MB or more recommended)

Hard disk 25MB required for installation, with additional free disk space of 10MB plus double the capacity of camera memory card available on system disk when Nikon View 5 is running

Display 800 x 600 or better with High Colour (True Colour recommended)

Others CD-ROM drive required for installation

Microsoft® and Windows® are either registered trademarks or trademarks of Microsoft Corporation in the United States and/or other countries. Macintosh® and QuickTime® are either registered trademarks or trademarks of Apple Computer Inc. in the United States and/or other countries. CompactFlash™ is a trademark of SanDisk Corporation. Products and brand names are trademarks or registered trademarks of their respective companies. Images on LCDs and monitors shown in this brochure are simulated.

Specifications and equipment are subject to change without any notice or obligation on the part of the manufacturer. August 2002
©2002 NIKON CORPORATION



*Exif Print™ is the industrial term for Exif 2.2, which is a newly established standard for Digital Still Camera Image File Format.



WARNING TO ENSURE CORRECT USAGE, READ MANUALS CAREFULLY BEFORE USING YOUR EQUIPMENT.



NIKON CORPORATION

FUJII BLDG., 2-3, MARUNOUCHI 3-CHOME, CHIYODA-KU, TOKYO 100-8331, JAPAN

www.nikon-image.com/eng/

Printed in Japan Code No. 6CE41251 (0208)K

3x Zoom-Nikkor Lens

2.0 Effective Megapixels

5 Scene Modes

www.nikon-coolpix.com



Capture your smiles in digital


There's a whole world of fun out there to shoot and share, and with the Nikon COOLPIX 2000 you can do it all so easily — in digital. So go ahead and see what smiles you can capture with your COOLPIX 2000. It's easy.



Easy to Shoot

3X ZOOM NIKKOR

The COOLPIX 2000 features a superb Nikkor lens with 3x optical zoom power as well as a 2.5x digital zoom function. Keep your distance or get in close — all at the touch of a button.



COOLPIX 2000

Easy to Share

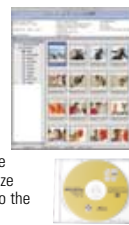
EASY TO UPLOAD

Just connect the USB cable, press the Transfer button, and your images are sent off to your computer in a matter of seconds*. You can even let family and friends share in the fun by joining Nikon Fotoshare (www.nikonfotoshare.com), Nikon's online photo community. The COOLPIX 2000 gives you so many ways to enjoy digital photography.

*Requires installation of Nikon View 5 software.

**Nikon FotoShare may not be available in some regions.

NIKON VIEW 5: This exclusive Nikon browser software adds more fun and convenience to digital photography. Browse uploaded images in thumbnail format for an overall view. Find one you like? Just click on it for a larger, more detailed view of the image. You can also watch selected images as a slide show and print them out directly from the Nikon View 5 browser. Create reduced-size images for e-mailing, or upload images to the Web — Nikon View 5 makes it all easy.



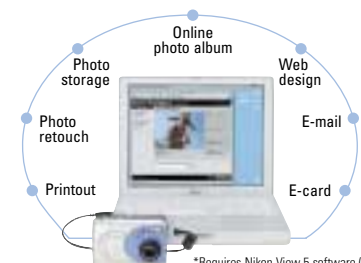
EASY TO E-MAIL

Want to e-mail pictures to friends? Press the Small Picture button when viewing the image in playback mode, and the COOLPIX 2000 automatically creates a reduced-size image ideal for fast e-mailing.



EASY TO OUTPUT


The COOLPIX 2000 gives you several ways to get high-quality prints of your images. Many home printers now allow you to print directly from your CF memory card without a computer. For more control, your computer becomes your photo-library and lets you print in various sizes. Even if you don't own a computer, just take the CF memory card to your nearest digital-ready photo lab and they'll do it for you.



*Requires Nikon View 5 software (supplied).

MODE DIAL

A turn of the camera's Mode Dial is all it takes to get the shots you want. Select Auto for optimum simplicity or choose from 5 Scene Modes to suit the situation.



5 Scene Modes for better pictures

Portrait [P]

Emphasises the subject by creating a soft, pleasant background.

Night Portrait [PN]

Fires the built-in Speedlight to light the foreground subject while keeping the shutter open long enough to reveal the background.

Party/Indoor [P]

Reveals the details of dimly

lit scenes. Automatically fires the built-in Speedlight, when needed.

Back Light [BL]

Fires the built-in Speedlight to keep subjects in backlit conditions from turning out too dark.

Beach/Snow [B]

Captures the bright sparkle of the sea or snow-filled backgrounds.

MOVIE

Sometimes a still picture just isn't enough — Movie mode lets you grab the action with a 20-second movie clip (with-out audio).



QUICK REVIEW

For instant replay of the image you just shot in the LCD monitor, without having to switch between modes.

